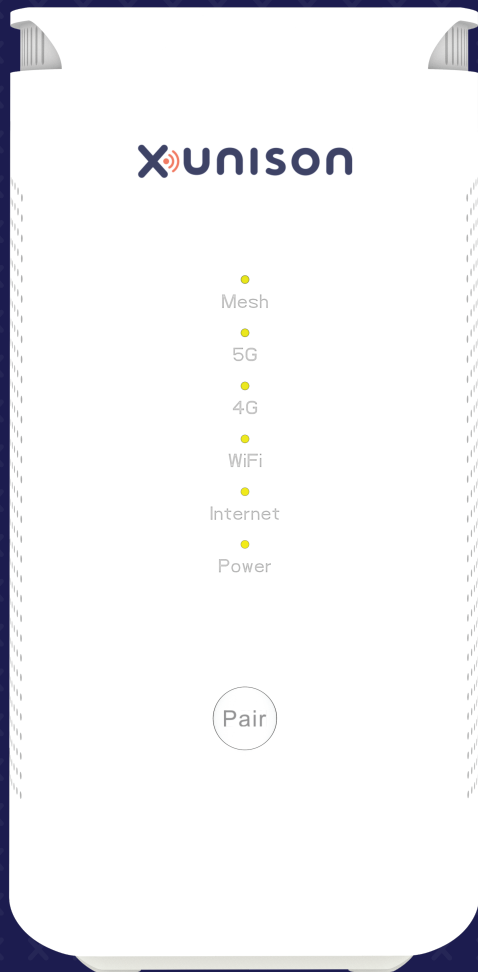


Hub D50 5G

Quick Start Guide



1 Product Introduction

The Xunison Hub D50 5G is a powerful 5G/LTE Wi-Fi 6 home router with Mesh capability providing superior coverage, high throughput, low latency and high capacity allowing the connection of multiple devices.

The product offers powerful smooth connectivity for gameplay, live-streaming and online education.

5G

5G LTE technology provides a powerful Wi-Fi network for your home, delivering fast internet speeds with minimal delays and extensive coverage.

Wi-Fi 6

Wi-Fi 6 technology, this device can support multiple Wi-Fi standards including 802.11a/b/g/n/ac/ax. This ensures seamless connections with both modern and older Wi-Fi devices.

Mesh

This feature eliminates Wi-Fi in-home dead zones and increases coverage area of Wi-Fi network.

2 Product Installation

The D50 5G supports both Wi-Fi and cellular connectivity, giving you the flexibility to choose the connection option that works best for you. Depending on your preference and the availability of networks, you can select either option to connect to the internet.

1. Insert a SIM card to connect to the internet
2. Connect to the internet by using your home network.




Hub D50 5G

2.1 - To insert a SIM card into the Xunison Hub D50 5G, follow these steps:

Step 1: Locate the SIM slot at the bottom of the D50 5G, and carefully follow the printed directions to insert the Nano-SIM card.

Note that you should not insert or remove the SIM card while the device is powered on, as this could potentially damage the device.

Step 2: After inserting the SIM card, connect the power adapter to the Xunison Hub D50 5G and power on the device.



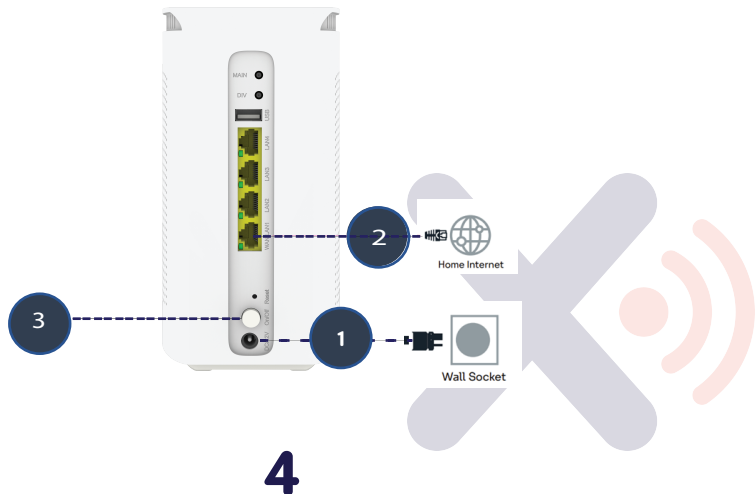
3

Hub D50 5G

2.2- To connect the device to your home internet, follow these steps:

- Step 1: Connect the power cable (labeled "1") to the device.
- Step 2: Connect the Ethernet cable from your home internet to the WAN port on the router (labeled "2").
- Step 3: Press the power button (labeled "3") to turn on the device.

Note: If you wish to use the device in satellite mode, disconnect cable (2).



2.3 Product Configuration

Step 1: Connect your mobile device to the Xunison Hub D50 5G network by entering the Wi-Fi details printed on the device sticker.

Step 2: To install the Xunison app, you can either scan the QR code on the welcome card.

OR

Step 2: Alternatively, you can download the Xunison app from Google Play store or App store.


After installing the app, log in with your registered account to access the features of the Xunison Hub D50 5G.



3 LED Indicators

LEDs	Color	Symbol	Status
Mesh	Blinking Green	Mesh	Pairing in progress
	Solid Green		Standby/Connected
5G	Solid Green	5G	5G ON
	Solid Red		5G NO DATA
	OFF		5G OFF
4G	Solid Green	4G	4G ON
	Slow Blinking Green		3G ON
	OFF		No network
Wi-Fi	Green	Wi-Fi	Wi-Fi ON
	OFF		Wi-Fi OFF
Internet	Green	Internet	Internet connected
	OFF		No internet connection
Power	Solid Green	Power	Powered On
	OFF		Powered Off

4 Ports and Interfaces



Ports	Description
DIV port, MAIN port	External antenna ports
USB 2.0	To charge devices such as smart phone, power bank, ear buds etc.
LAN ports	To connect PCs, Laptops, etc. via Ethernet cables.
WAN port	Connect Ethernet cable from Xunison Hub D50 5G router to the home internet.
Power port	For DC power supply (12V 2A).
SIM slot	To insert 5G/4G SIM for internet connectivity.

Hub D50 5G

Button	Description
POWER	Turn Xunison Hub D50 5G On/Off.
PAIR	Long press the PAIR button for 5-10 seconds to setup the Mesh mode. <i>Note: To connect to the gateway mode, press the PAIR button for 0-5 seconds.</i>
RESET	Press the “ RESET ” button for 10 seconds to factory reset the device to the default settings.



5 Safety Guidelines

General tips:

Use only original and certified cables.

Avoid exposing the device to water during storage, transportation, and operation.

Keep the device away from heat sources and ensure adequate ventilation.

Do not use any corrosive cleaner/oil to clean the device.

Keep the device out of reach of children.

Installation tips:

Check the cable connections after installing the device.

Place the Xunison Hub D50 5G in an appropriate location for seamless internet connectivity.

Restart the device in case of any internet connectivity problems.

Change your Wi-Fi passwords regularly.

Caution:

Do not disassemble the device in case of malfunction or damage. Instead, change the connections and contact technical support for assistance.



6 RF Parameters

Function	Frequency Range	Transmit Power (EIRP)
2.4 GHz Wi-Fi	2412 ~ 2472 MHz	Max 20dBm
5 GHz Wi-Fi	5150 ~ 5850 MHz	Max 23dBm

Support

For answers to your support questions and to access the latest downloads and product services, please visit xunison.com/support. If you experience any issues with our product features or functionality, you can also submit a ticket for assistance.

Disposal Note

It is important to properly dispose of electronic waste to prevent harm to the environment and human health. This product should be taken to a designated collection point for recycling of waste electrical and electronic equipment. You can contact your household waste disposal service or the seller of the product for more information on where to drop off your waste equipment for recycling.

This means that the device is only permitted to operate on Wireless Access Systems, such as radio local area networks, within the frequency band of 5150–5350 MHz for indoor use only, and only within the countries of the European Union listed: BE/BG/CZ/DK/DE/EE/IE/EL/ES/FR/HR/IT/CY/LV/LT/LU/HU/MT/NL/AT/PL/PT/RO/SI/SK/FI/SE/TR/NO/CH/IS/LI/UK(NI). The device is not permitted to operate outdoors within this frequency band or in other countries outside of the EU without the appropriate regulatory approvals.



Declaration of Conformity

Hereby, Xunison Ltd. declares that the radio equipment type D50 5G is in compliance with Directive 2014/53/EU. The full text of the EU declaration of conformity is available at the following internet address: xunison.com/support





**Bracken Business Park, Bracken Rd, Sandyford Business Park,
Sandyford, Dublin, Ireland**

www.xunison.com