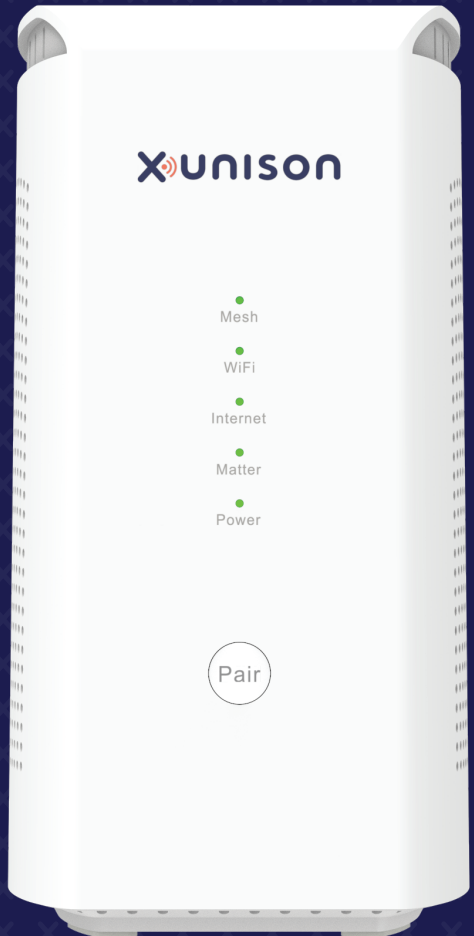


Hub D50 Home

Quick Start Guide



1 Product Introduction

The Xunison D50 Home provides a high-performance Wi-Fi 6 Mesh system that can deliver speeds of up to 5400 Mbps, which ensures the ultimate user experience. The system also integrates matter technology, further enhancing its capabilities.

Wi-Fi 6 (ax)

This device supports Wi-Fi 6 and is compatible with various Wi-Fi standards, including older ones, for reliable connections with a range of devices.

Mesh

Mesh technology boosts Wi-Fi coverage, eliminates dead zones, and ensures reliable connection. It also offers easy setup with rapid one-button pairing.

Matter Technology

Technology that allows smart devices from different companies to communicate, simplifying control and creating an integrated smart home.



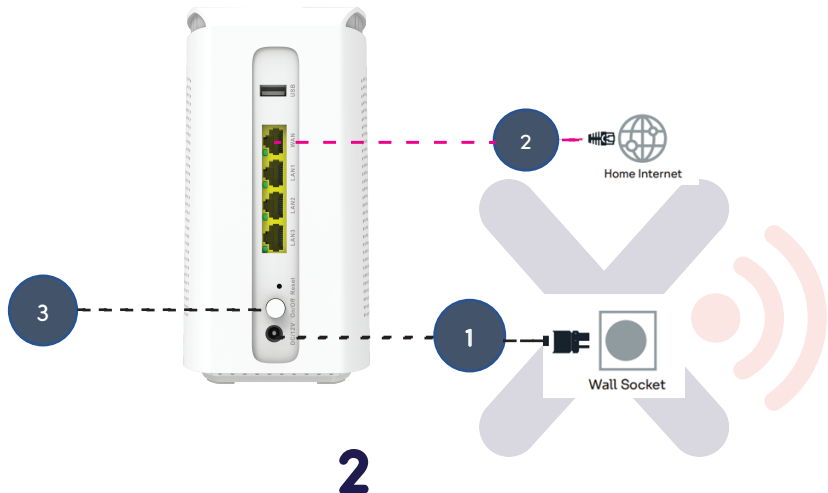
2 Product Installation

2.1 Ensure the cables are connected.

1. Power Cable.
2. Connect the Ethernet cable from the home internet to the WAN port on the router.

Note: Disconnect the cable (2) to use the device in satellite mode.

3. Press the power button to turn on the device.



2.2 Product Configuration


Step 1: Connect your mobile device to the Xunison Hub D50 Home network by entering the Wi-Fi details printed on the device sticker.

Step 2: To install the Xunison app, you can either scan the QR code on the welcome card.

OR

Step 3: Alternatively, you can also download the Xunison app from Google Play store or App store.

After installing the app, log in with your registered account to access the features of the Xunison Hub D50 Home.




3 LED Indicators

LEDs	Color	Symbol	Status
Wi-Fi	Solid Green	Wi-Fi	Wi-Fi ON
	OFF		Wi-Fi OFF
Internet	Solid Green	Internet	Internet Connected
	OFF		No Internet Connection
Matter	Solid Green	Matter	MatterON
	Blinking Green		Adding the Matter device
	OFF		MatterOFF
Power	Solid Green	Power	Powered ON
	OFF		Powered OFF

Hub D50 Home

LED	Mode	Color	Symbol	Status
Mesh	Gateway	Solid Green	Mesh	Mesh Network Connected/Regular
		Blinking Green		Gateway Pairing
	Satellite	Mesh	Quick Blinking Orange	Satellite Pairing
			Solid Green	Pairing successful
			Blinking Red	Mesh Failed

4 Ports and Interfaces

	Ports	Description
	3GE x LAN	To connect PCs, Laptops, etc. via Ethernet cables.
	USB 2.0	To charge devices such as smart phone, power bank etc.
	1GE x WAN	Connect Ethernet cable from Xunison Hub D50 Home router to ISP source.
	DC jack	For power supply(12V 2A).

Button	Description
POWER	Turn the device On/Off
PAIR	Long press the PAIR button for 5-10 seconds to setup the Mesh mode.
RESET	Press the "RESET" button for 10 seconds to factory reset the device to default settings.

5 Safety Guidelines

General tips:

Use only original and certified cables.

Avoid exposing the device to water during storage, transportation, and operation.

Keep the device away from heat sources and ensure adequate ventilation.

Do not use any corrosive cleaner/oil to clean the device.

Keep the device out of reach of children.

Installation tips:

Check the cable connections after installing the device.

Place the Xunison Hub D50 Home in an appropriate location for seamless internet connectivity.

Restart the device in case of any internet connectivity problems.

Change your Wi-Fi passwords regularly.

Caution:

Do not disassemble the device in case of malfunction or damage. Instead, change the connections and contact technical support for assistance.



6 RF Parameters

Function	Frequency Range	Transmit Power (EIRP)
2.4 GHz Wi-Fi	2412 ~ 2472 MHz	Max 20dBm
5 GHz Wi-Fi	5150 ~ 5850 MHz	Max 23dBm

For additional information

For answers to your support questions and to access the latest downloads and product services, please visit xunison.com/support. If you experience any issues with our product features or functionality, you can also submit a ticket for assistance.

Disposal Note

Note that electronic devices should not be disposed of in household waste, and at the end of its service life, the product should be disposed of in accordance with the applicable regulatory guidelines. By doing so, you fulfill your statutory obligations and contribute to the protection of the environment.

This means that the device is only permitted to operate on Wireless Access Systems, such as radio local area networks, within the frequency band of 5150–5350 MHz for indoor use only, and only within the countries of the European Union listed: BE/BG/CZ/DK/DE/EE/IE/EL/ES/-FR/HR/IT/CY/LV/LT/LU/HU/MT/NL/AT/PL/PT/RO/SI/SK/FI/SE/TR/NO/CH/IS/LI/UK(NI). The device is not permitted to operate outdoors within this frequency band or in other countries outside of the EU without the appropriate regulatory approvals.



Declaration of Conformity

Hereby, Xunison Ltd. declares that the radio equipment type D50 Home is in compliance with Directive 2014/53/EU. The full text of the EU declaration of conformity is available at the following internet address: xunison.com/support





**Bracken Business Park, Bracken Rd, Sandyford Business Park,
Sandyford, Dublin, Ireland**

www.xunison.com