

# Hub M50 Mesh Tower



Quick Start Guide

## Xunison Hub M50 Mesh Tower

### 1. Product Introduction

The Xunison Hub M50 Mesh Tower is a high-performance router equipped with powerful Wi-Fi 6 technology, offering a dual-frequency wireless concurrency rate of up to 1800 Mbps.

This product provides robust and seamless connectivity for activities such as gaming, live streaming, and online learning.

#### Wi-Fi 6 (ax)

This device supports Wi-Fi 6 and is compatible with various Wi-Fi standards, including older ones, for reliable connections with a range of devices.

#### Mesh

Mesh technology boosts Wi-Fi coverage, eliminates dead zones, and ensures reliable connection. It also offers easy setup with rapid one-button pairing.



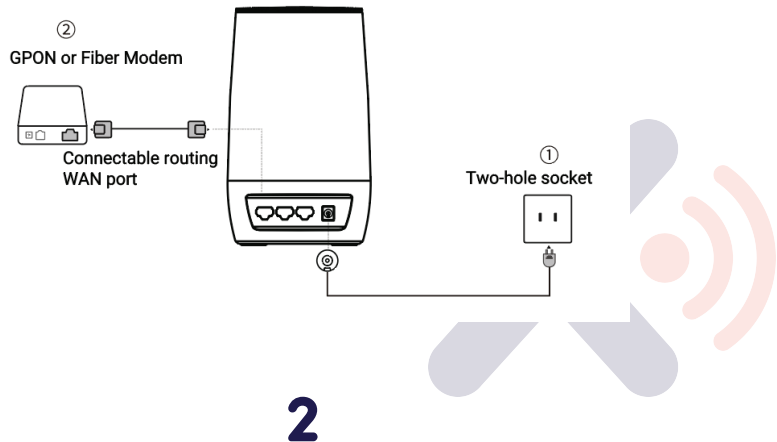
## Xunison Hub M50 Mesh Tower

### 2. Product Installation

#### 2.1 Ensure the cables are connected.

1. Connect the power adapter to one end of the wall socket and the other end to the device. The red light will indicate the device is powered ON.

2. Connect the router's WAN port with the Ethernet cable from the GPON/Fiber modem.



# Xunison Hub M50 Mesh Tower

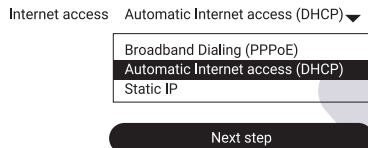
## 2.2 Product Configuration

1. Once the router is set up, connect your PC/Laptop to the router's Wi-Fi network by entering the SSID printed on the label located on the bottom of the router.



2. Enter 172.30.55.1 on the browser to log in to the Web UI and follow the instructions below.

Once connected, You can select any of the three Internet access methods:



## Xunison Hub M50 Mesh Tower

### 2.2.1 PPPoE

Select "**Broadband Dial-up (PPPoE)**", and enter the broadband account and broadband password provided by your network operator. Click "**Next step**".

Internet access:

Broadband account:

Broadband password:

### 2.2.2 Automatic Internet access(DHCP)

Select "Automatic Internet Access(DHCP)" and just click "Next step".

Networking method:

## Xunison Hub M50 Mesh Tower

### 2.2.3 Static IP

Select "Manually surf the internet". Enter the IP address, default gateway, and the DNS information provided by the operator.

Internet access:	<input type="text" value="Static IP"/>
IP address:	<input type="text" value="0.0.0.0"/>
Default gateway:	<input type="text" value="0.0.0.0"/>
DNS1:	<input type="text" value="0.0.0.0"/>
DNS2:	<input type="text" value="0.0.0.0"/>

*Note: You need to set the network parameters provided by the operator or the administrator to connect to the internet normally.*



## Xunison Hub M50 Mesh Tower

3. Enter the Wi-Fi SSID(2.4G and 5G)and password.  
Click “Finish setting”.

Wi-Fi name (2.4G):	<input type="text" value="xu_wifi_xxxx"/>
Wi-Fi name (5G):	<input type="text" value="xu_wifi_xxxx_5G"/>
Wi-Fi password:	<input type="text" value="Please enter 8~63 characters"/>
<input checked="" type="checkbox"/> The management password is the same as the Wi-Fi password	<input checked="" type="checkbox"/> Dual frequency in one

[Finish setting](#)

*Note:*

*Select the checkbox to keep the administrator/management password the same as the Wi-Fi password.*

*The dual-frequency unification function is enabled by default. You can turn off the dual-frequency unification function if you need to set two separate Wi-Fi names.*



## Xunison Hub M50 Mesh Tower

### 3. LED Indicators


LED	Mode	Color	Status
<b>Ring indicator</b>  Indicator light	Gateway	Solid Blue	Mesh network connected/Regular
		Blinking Blue	Gateway pairing
		Solid Red	No network connection
	Satellite	Blinking blue	Satellite pairing
		Solid Blue	Satellite successfully paired
		Red blinking	Mesh failed





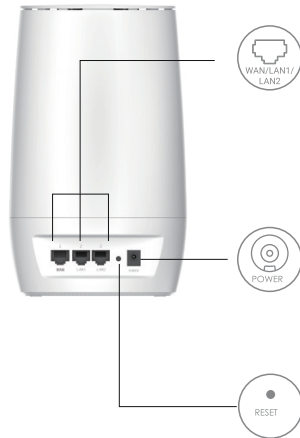
# Xunison Hub M50 Mesh Tower

## 4. Ports and Interfaces



### Networking/Mesh button:

Press and hold the Mesh button for 2-8 seconds until the blue light starts blinking to enter into the pairing mode(used to extend routing).



### Cable Interface:

Used to connect operator's optical modems, gateways, user's computers, mobile phones, tablets, set-top boxes, etc.

### Power Connector:

Used to connect to the power supply. The power ratings are 12V 1A.

### Reset Button:

Long press for more than 6 seconds and release. The indicator light turns OFF and the system resets and restarts.



### 5. Safety Guidelines

#### **Attention**

Use original and certified cables.

Ensure the device does not come into contact with water during storage, transportation, and operation.

Keep away from heat sources and ensure the device has adequate ventilation.

Do not use any corrosive cleaner/oil to clean the device.

Keep out of the reach of children.

#### **Tips**

Please check the cable connections once the device is installed.

Place the Xunison Hub M50 Mesh Tower in an appropriate place for internet connectivity.

Restart the device in case of any internet connectivity problems.

Change your Wi-Fi passwords often.

#### **Caution**

In case of a malfunction or damage, the user should not disassemble. Change the connections instead and contact technical support for assistance.

### 6. RF Parameters

Function	Frequency Range	Transmit Power (EIRP)
2.4 GHz Wi-Fi	2412 ~ 2472 MHz	Max 20 dBm
5 GHz Wi-Fi	5150 ~ 5250 MHz	Max 23 dBm

#### For additional information

Please visit [xunison.com/support](http://xunison.com/support) to find answers to your support questions and access the latest downloads and product services. You can also submit a ticket for any issues you may face with our product, features and functionality."

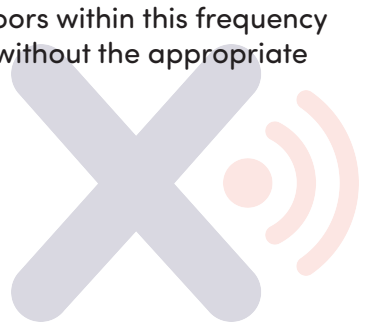
## Xunison Hub M50 Mesh Tower

### Disposal Note

It is important to properly dispose of electronic waste to prevent harm to the environment and human health. This product should be taken to a designated collection point for recycling of waste electrical and electronic equipment. You can contact your household waste disposal service or the seller of the product for more information on where to drop off your waste equipment for recycling.

This means that the device is only permitted to operate on Wireless Access Systems, such as radio local area networks, within the frequency band of 5150–5350 MHz for indoor use only, and only within the countries of the European Union listed: BE/BG/CZ/DK/DE/EE/IE/EL/ES/

The device is not permitted to operate outdoors within this frequency band or in other countries outside of the EU without the appropriate regulatory approvals.



## Xunison Hub M50 Mesh Tower

### Declaration of conformity

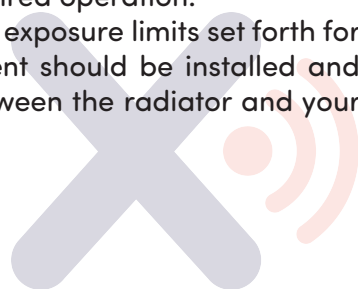
Hereby, Xunison Ltd. declares that the radio equipment type M50 Mesh Tower is in compliance with Directive 2014/53/EU. The full text of the EU declaration of conformity is available at the following internet address: [xunison.com/support](http://xunison.com/support)

### Compliance

Any Changes or modifications not expressly approved by the party responsible for compliance could void the user's authority to operate the equipment.

This device complies with part 15 of the FCC rules. Operation is subject to the following two conditions: (1) This device may not cause harmful interference, and (2) this device must accept any interference received, including interference that may cause undesired operation.

This equipment complies with FCC radiation exposure limits set forth for an uncontrolled environment. This equipment should be installed and operated with minimum distance 20cm between the radiator and your body



**Bracken Business Park, Bracken Rd, Sandyford Business Park,  
Sandyford, Dublin, Ireland**

**[www.xunison.com](http://www.xunison.com)**